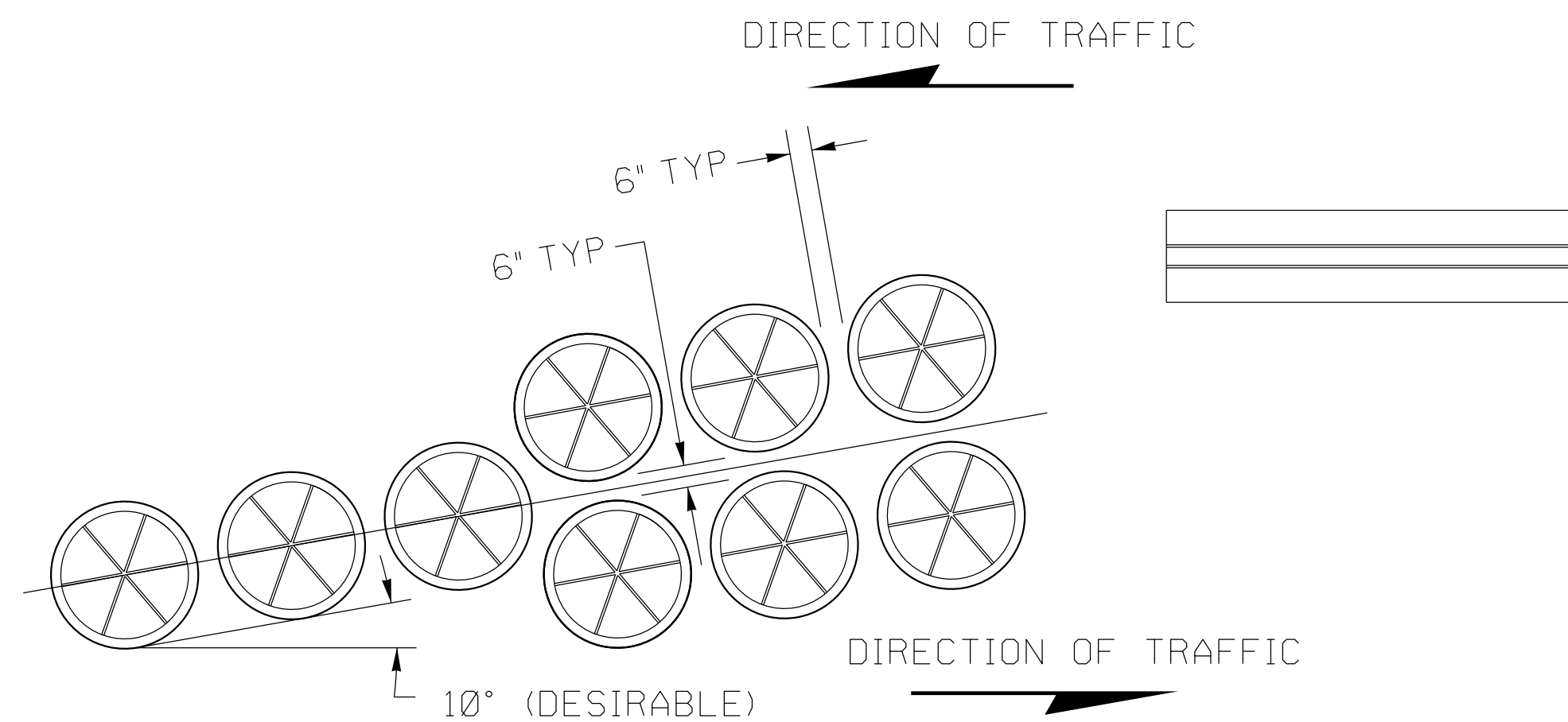


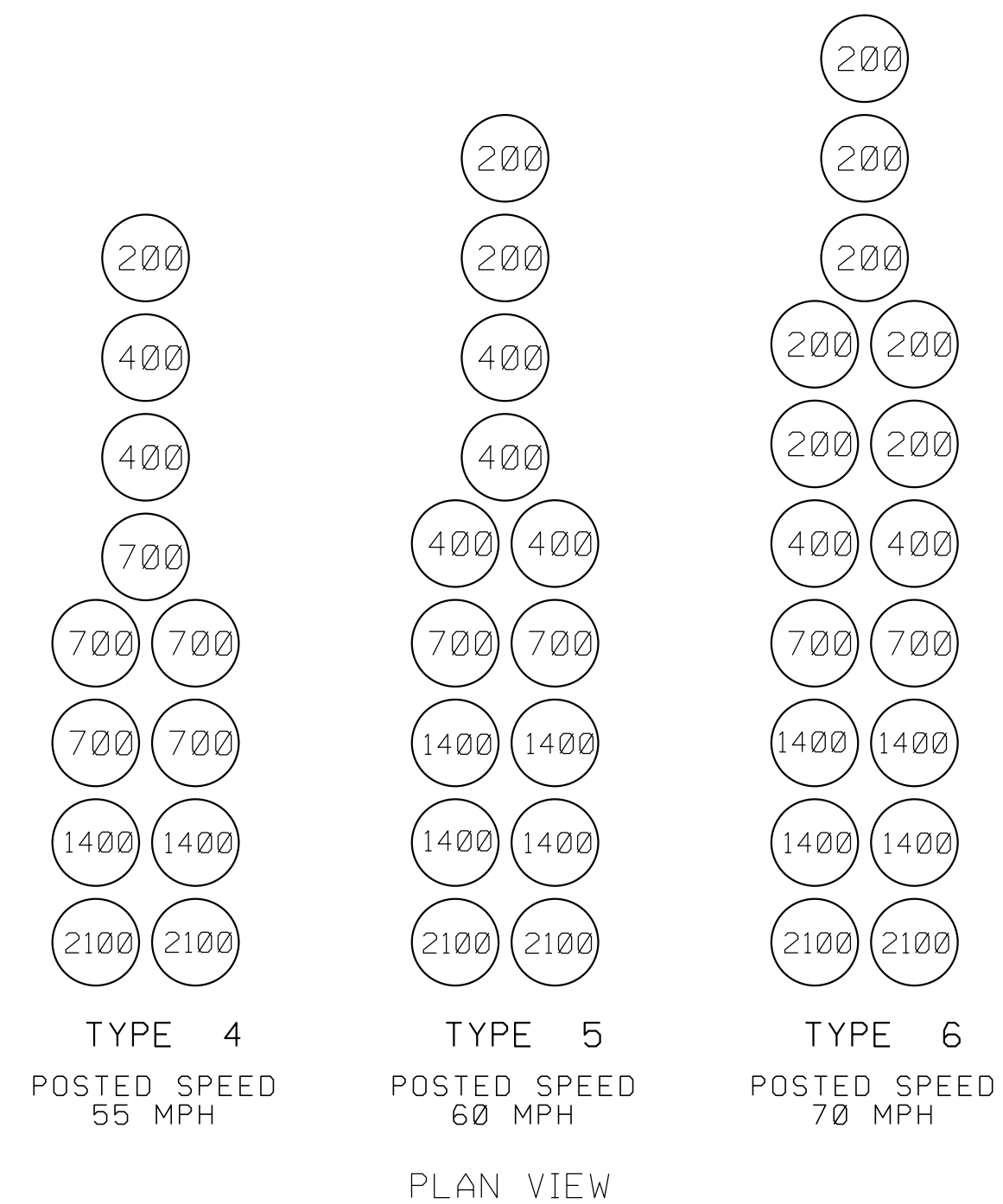
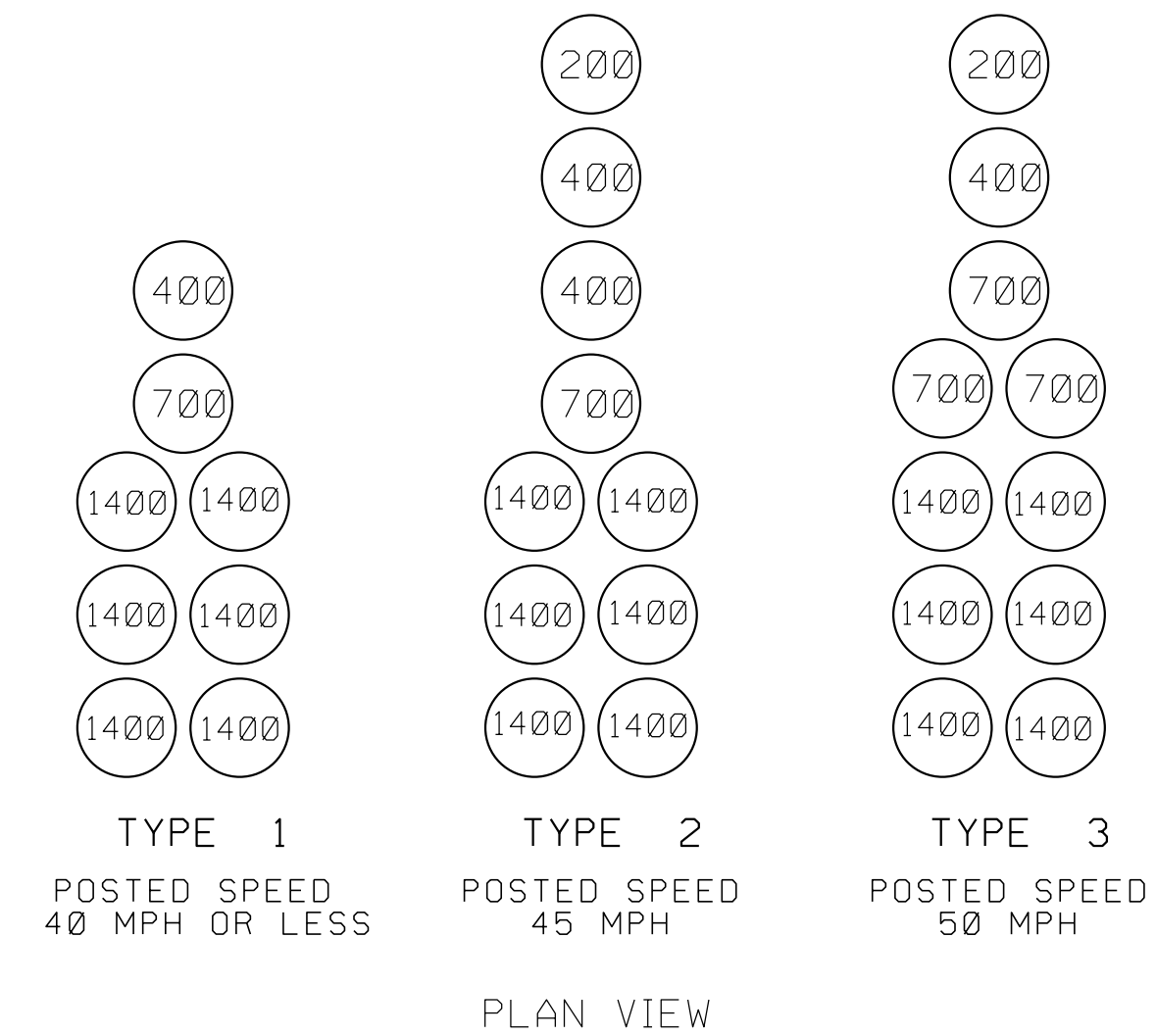
ROADSIDE INSTALLATION DETAIL



(WORK ZONE ONLY)
MEDIAN INSTALLATION DETAIL



PAY ITEMS (PER EACH)				
705-17.84	200 LB	(PLASTIC DRUM W/SAND)	EACH	
705-17.85	400 LB	(PLASTIC DRUM W/SAND)	EACH	
705-17.86	700 LB	(PLASTIC DRUM W/SAND)	EACH	
705-17.87	1400 LB	(PLASTIC DRUM W/SAND)	EACH	
705-17.88	2100 LB	(PLASTIC DRUM W/SAND)	EACH	



TYPICAL CRASH CUSHION CONFIGURATIONS
(NUMBERS INSIDE BARRELS INDICATE LBS. OF SAND REQUIRED)

GENERAL NOTES

- BARREL ARRAYS ARE GATING MEANING A SIDE IMPACT IS NEITHER STOPPED OR REDIRECTED AND IS ONLY MEANT TO SHIELD HEAD ON IMPACTS, BARREL ARRAYS SHALL ONLY BE USED IF AREA ADJACENT TO THE ARRAY IS FREE OF HAZARDS.
- A PERMANENT BARREL ARRAY SHALL BE INSTALLED ONLY FOR HAZARDS WIDER THAN 16' THAT CANNOT BE NARROWED. BARREL ARRAYS MAY BE USED FOR TEMPORARY TRAFFIC CONTROL.
- THE FIRST BARREL SHALL BE MARKED WITH A TYPE 3 OBJECT MARKER TO BE INCLUDED IN THE COST OF THE BARREL.
- SYSTEMS SHALL BE INSTALLED ON HARD, SMOOTH SURFACES WITH SLOPES LESS THAN 5% AND VARIATION OF CROSS SLOPE LESS THAN 2% CHANGE FOR THE LENGTH OF RESERVE AREA. THE COST OF PREPARING GROUND SHALL BE INCLUDED IN THE COST OF ROADWAY GRADING (203-01).
- PRIOR TO INSTALLATION THE CONTRACTOR SHALL MARK THE LOCATION AND WEIGHT OF EACH BARREL TO ASSIST IN FUTURE MAINTENANCE OR RECONSTRUCTION.
- CURBS SHALL NOT BE INSTALLED IN THE AREA OF THE BARREL ARRAY.
- MINIMUM WIDTH SHOWN SYSTEM TO BE WIDENED AS NECESSARY BY ADDING ADDITIONAL CONFIGURATIONS SIDE BY SIDE.